

# STEP-BY-STEP INSTRUCTIONS FOR APPLICATION FOR THE SCHOLARSHIP PROGRAM

## 1. Submission of documents

1) Launch your browser and type in the address bar: <https://enic-kazakhstan.edu.kz/en/>

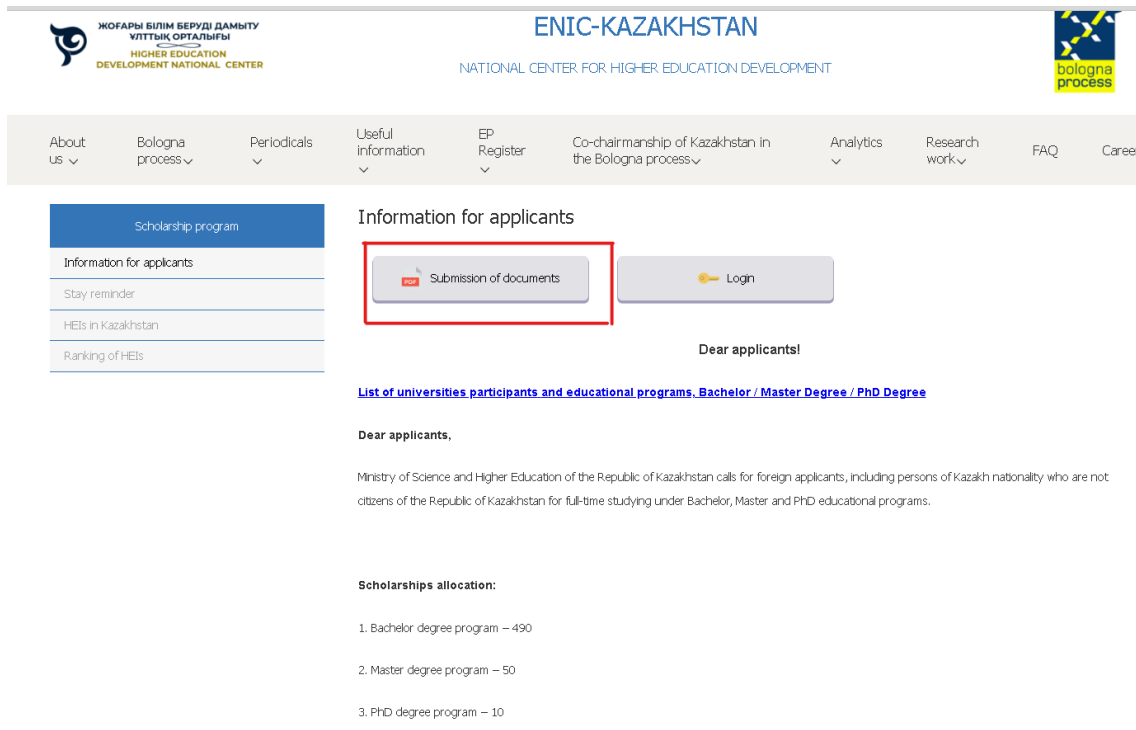
At the bottom, in the Scholarship Programs section, click on the "Proceed" button. (Fig. 1).



Figure 1

2) Before submitting documents on this page, please read the full information, incl. list of documents, list of universities, list of specialties, language of instruction.

After reviewing in the window that opens (Fig. 2), you need to click on the "Submit Documents" button.



ENIC-KAZAKHSTAN  
NATIONAL CENTER FOR HIGHER EDUCATION DEVELOPMENT

Information for applicants

Submission of documents

Login

Dear applicants!

[List of universities participants and educational programs, Bachelor / Master Degree / PhD Degree](#)

Dear applicants,

Ministry of Science and Higher Education of the Republic of Kazakhstan calls for foreign applicants, including persons of Kazakh nationality who are not citizens of the Republic of Kazakhstan for full-time studying under Bachelor, Master and PhD educational programs.

**Scholarships allocation:**

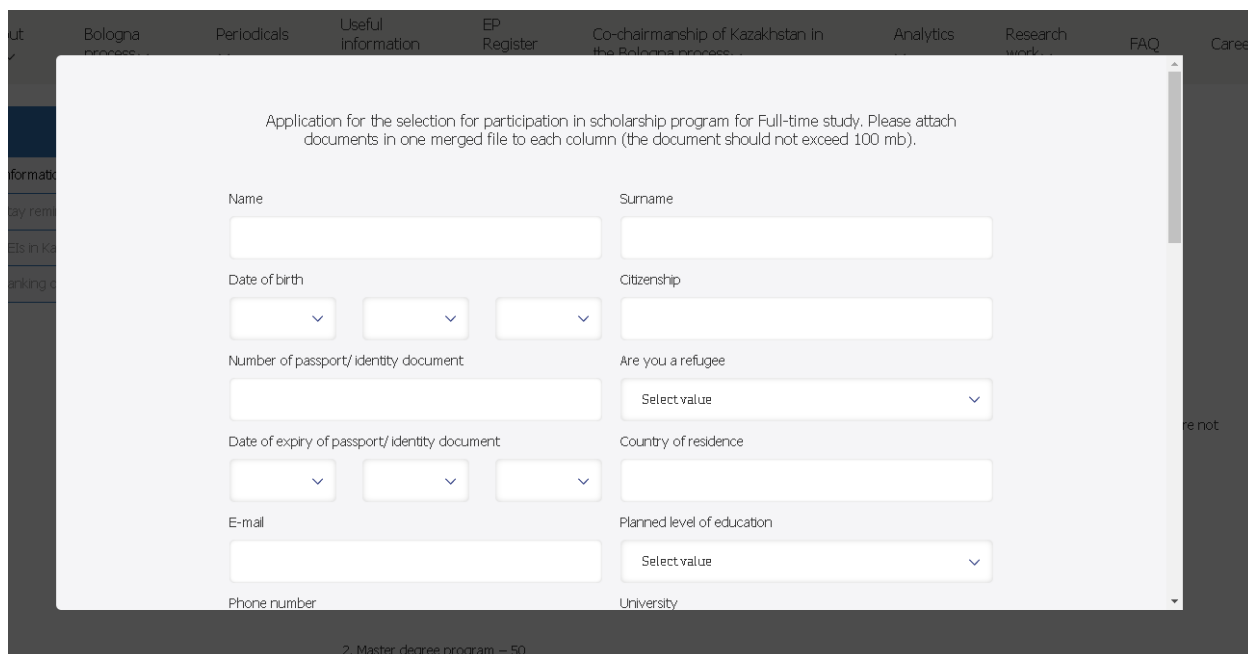
1. Bachelor degree program – 490
2. Master degree program – 50
3. PhD degree program – 10

Figure 2

3) In the window that opens, you need to fill out the Application (Fig. 3).

\* **Please fill in exactly for each column.**

\* **Name and surname strictly according to the passport!**



Application for the selection for participation in scholarship program for Full-time study, Please attach documents in one merged file to each column (the document should not exceed 100 mb).

Name

Surname

Date of birth

Citizenship

Number of passport/identity document

Are you a refugee

Date of expiry of passport/identity document

Country of residence

E-mail

Planned level of education

Phone number

University

2. Master degree program – 50

Figure 3

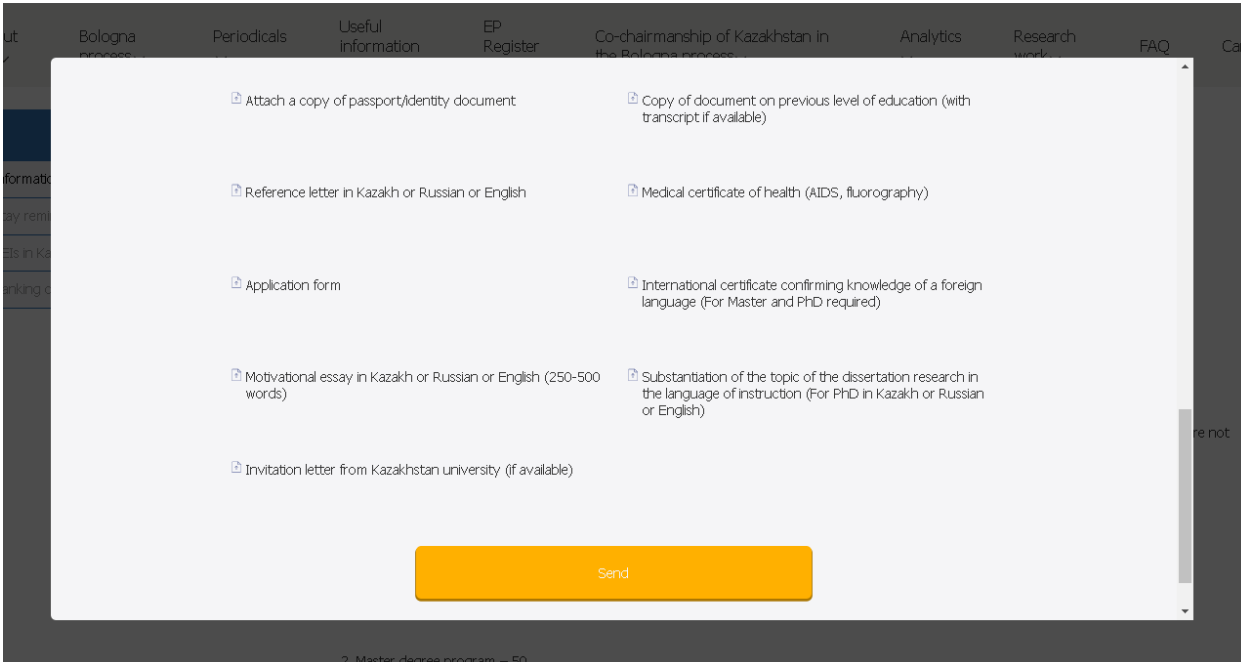
4) After filling all information, upload the requested documents according to the list presented on the website and click on "Submit" (Fig. 4).

- It is necessary to attach documents in one file (for example, if there are several pages of a diploma with an appendix, then it must be combined into one PDF file) to each column;

\* several PDF files can be combined on this site

<https://www.ilovepdf.com/ru>

- Each document should not exceed 100 mb.;



The image shows a screenshot of a web application interface for document upload. The interface is dark-themed with a white central panel. At the top, there is a navigation menu with items like 'Bologna process', 'Periodicals', 'Useful information', 'EP Register', 'Co-chairmanship of Kazakhstan in the Bologna process', 'Analytics', 'Research work', 'FAQ', and 'Care'. The main content area contains a list of required documents, each with a small icon and a text description. The documents listed are: 'Attach a copy of passport/identity document', 'Copy of document on previous level of education (with transcript if available)', 'Reference letter in Kazakh or Russian or English', 'Medical certificate of health (AIDS, fluorography)', 'Application form', 'International certificate confirming knowledge of a foreign language (For Master and PhD required)', 'Motivational essay in Kazakh or Russian or English (250-500 words)', 'Substantiation of the topic of the dissertation research in the language of instruction (For PhD in Kazakh or Russian or English)', and 'Invitation letter from Kazakhstan university (if available)'. At the bottom of the list is a prominent orange 'Send' button. The footer of the page reads '2. Master degree program – 50'.

Figure 4

If all the documents are right and your application is approved, you will receive an email with a link to psychological testing (Second Stage) to your email address.

## 2. Passing psychological testing

5) If you received a link to test, follow the link and log in to your personal account.

In the window that opens, you need to enter the Login (E-mail) and come up with a Password (Fig. 5).

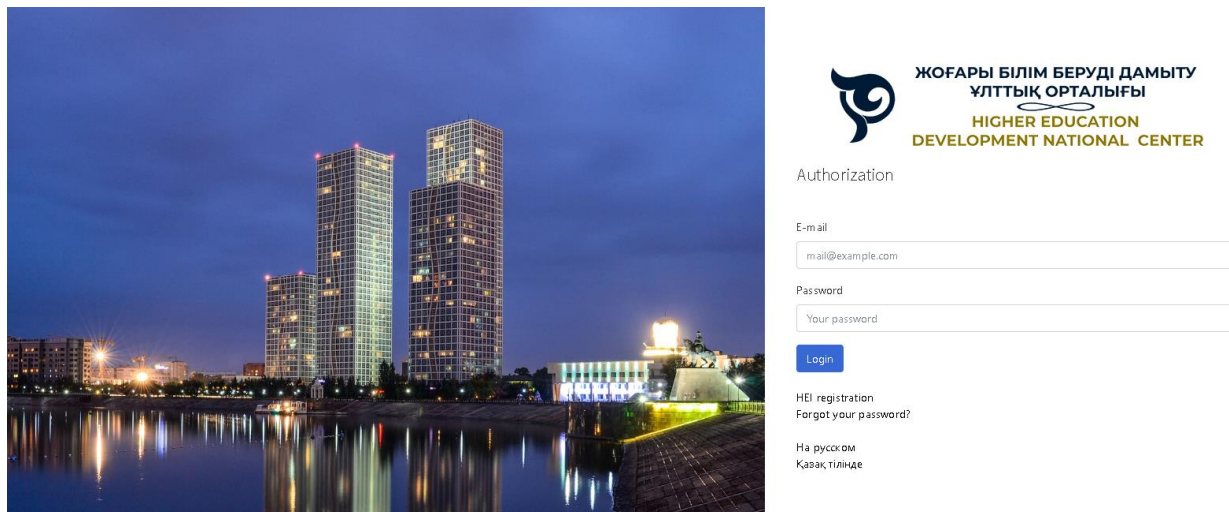


Figure 5

Click on the "Login" button.

6) After logging in, you will have access to the «My Account» (Fig. 6).

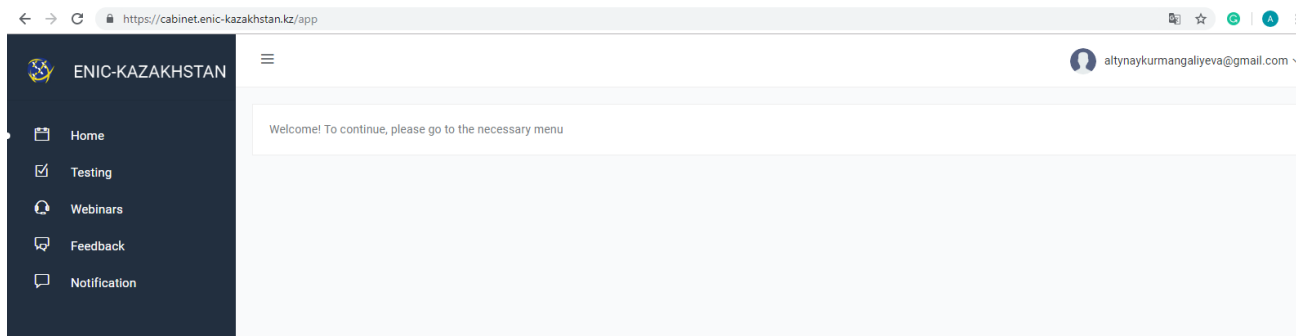


Figure 6

7) In order to pass the test to identify adaptive capacity, click on the «Testing» section in the menu (Fig. 11).

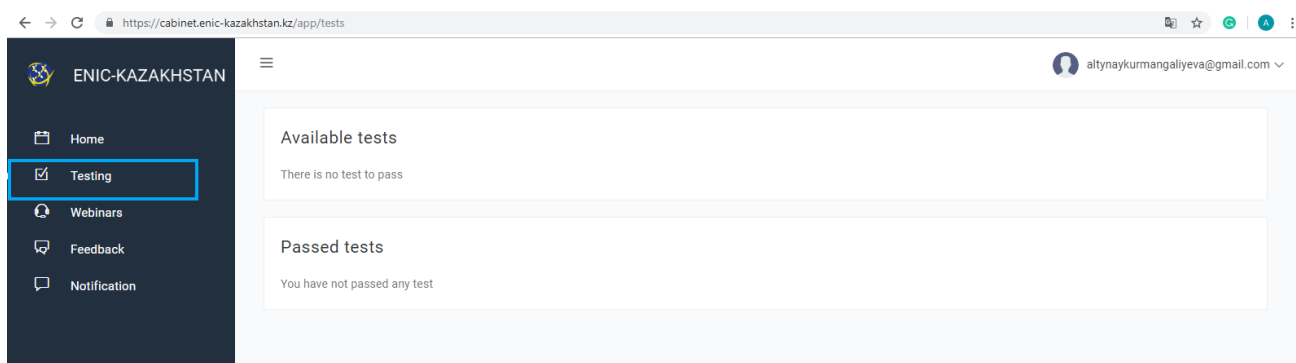


Figure 7

8) In the «*Available test*» section, select the test for identifying adaptive capacity (Fig. 8).

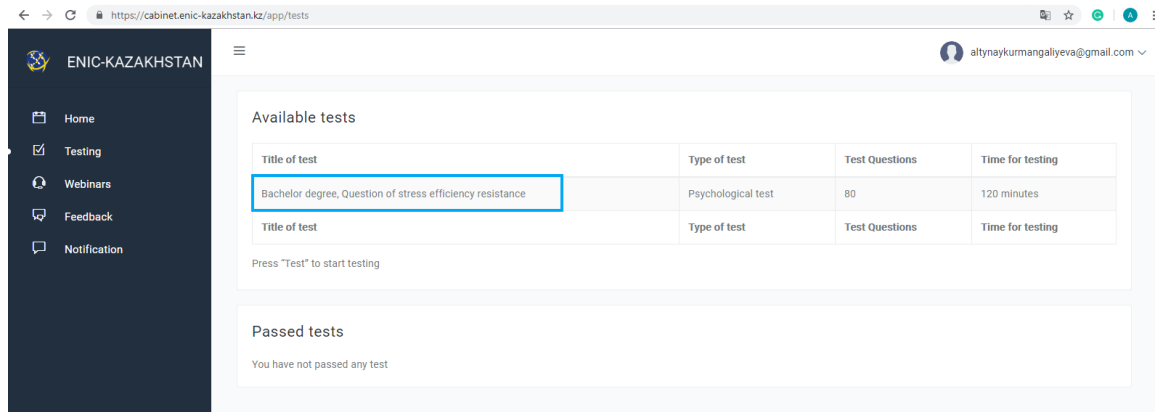


Figure 8

9) In the window that opens, you need to answer **80 questions** (Fig. 9). **120 minutes** are given for testing.

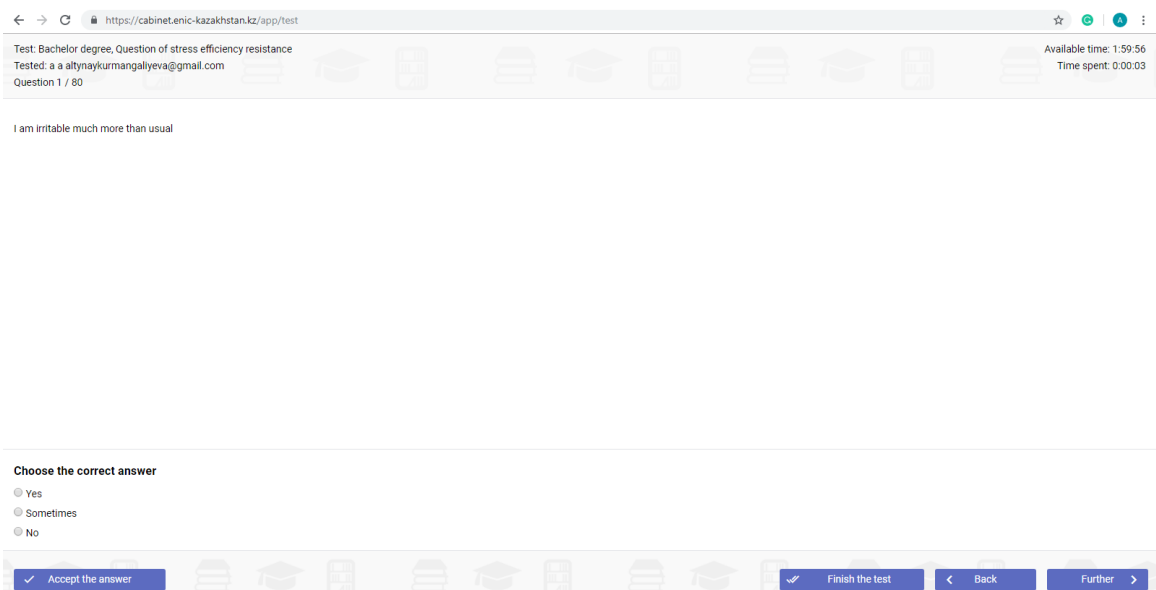


Figure 9

In order for your answers to be accepted, after each question, click on the "*Accept Reply*" button.

All questions must be answered to complete the test.

10) If you answered all the questions, click on the "*Finish the test*" button.

After the test is completed, the test result will immediately appear on the screen.

This concludes the second stage of selection of applicants.

**The following do NOT pass to the third stage:**

- if the applicant did not have time at the specified time;
- if the applicant scored below 1 point.

If you pass the Second stage, expect a letter with information about the third stage - Online interview (rules of the online interview, link to the meeting, date and time).

*\* Approximate time of passage of the third stage - July.*

### **3. Online interview**

1. Online interview will be conducted through the ZOOM program (you need to install ZOOM on your computer/phone BEFORE the interview starts).

2. Sign in ZOOM, name and surname as in the passport, you will be admitted to the interview ONLY by the surname and name of the submitted application.

3. The link is for personal use only. Distributing the link is a violation of the rules of the Scholarship Program!

4. Waiting time - 5 minutes, in case of NOT connecting to the interview at the specified time - your application for a scholarship will NOT be considered further.

5. If you connect to the interview BEFORE the appointed time, the administrator will assign you to the waiting room and allow you to the interview at the appointed time.

6. Video/audio recording will be provided during the online interview.

7. At an online interview, it is prohibited:

- seek help from strangers;
- resort to methods of cheating (instead of yourself, connect acquaintances to the interview, speak in the voice of others, etc.);
- read the answers to the questions from the sheet.